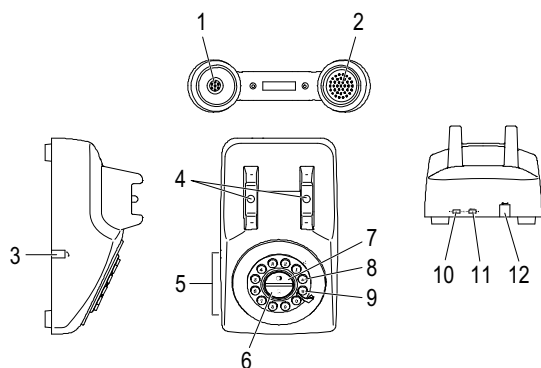



## TE22



### ENGLISH

## Operating Manual

 Please read and observe the following information and keep the operating manual nearby for future reference!

### Safety information

#### CAUTION!

- Risk of tripping due to improperly laid cable!
- ➔ Lay the cables so that nobody can trip over them!

### Intended use

The telephone is suitable for telephoning within a public telephone network system. Any other use is considered unintended use. Unauthorised modification or reconstruction is not permitted. Under no circumstances open the device or complete any repair work yourself.

### Use only in suitable environments

Observe all local directives and regulations. Prevent excessive exposure to smoke, dust, vibration, chemicals, moisture, heat and direct sunlight.

### Package contents

- Base
- Receiver with cable
- Telephone line
- Operating manual

### Operating elements

- 1 Microphone
- 2 Loudspeaker
- 3 Helix cable socket
- 4 On-hook contact
- 5 Digit keys 0-9
- 6 Flash key
- 7 Redialling key
- 8 Star key
- 9 Hash key
- 10 Dialling mode switch
- 11 "Ringing tone volume" switch
- 12 Telephone line socket

### Connecting the receiver

- ➔ Connect the cable from the receiver to the socket [3].

### Connecting the telephone line

- ➔ Connect the telephone cable to the telephone line socket [12].  
➔ Connect the telephone cable to the telephone line wall socket.

### Taking a call

- ➔ Pick up the receiver.

### Making a call

- ➔ Pick up the receiver.  
➔ Dial the phone number with the digit keys 0-9 [5].  
➔ Complete the call.  
➔ Replace the receiver. ➔ Call is ended.

### Redialling

- ➔ Pick up the receiver.  
➔ Press the key [7]. ➔ The last phone number dialled is dialled again.

### Setting the dialling mode

- ➔ Set the dialling mode by means of the switch [10].

### Setting the ringing volume

- ➔ Set the ringing tone volume using the switch [5].

### Flash function

- ➔ Pick up the receiver.  
➔ Press the Flash key [6]. ➔ The Flash function is activated.
- Your telephone supports supplementary services provided by your telephone network provider, such as brokering, call waiting and conference facilities. These supplementary services can be used by implementing the Flash key [6]. Please contact your telephone network provider with regard to enabling supplementary services.

### Service hotline


In the case of technical problems, contact our Service hotline. Switzerland: Tel. 0900 00 1675 (national charges, Swisscom at time of going to print: CHF 2.60/min).


In the case of claims under the terms of guarantee, please contact your sales outlet.

### Maintenance

- ➔ Clean the surface of the housing with a soft, fluff-free cloth.  
➔ Do not use any cleaning agents or solvents.

### Disposal

 In order to dispose of your device, take it to a collection point provided by your local public waste authorities (e.g. recycling centre). According to laws on the disposal of electronic and electrical devices, owners are obliged to dispose of **old electronic and electrical devices** in a separate waste container. The adjacent symbol indicates that the device must not be disposed of in normal domestic waste!

 You are legally obliged to dispose of power packs and batteries at the point-of-sale or in the corresponding containers provided at collection points by the public waste authorities. Disposal is free of charge. The symbols indicate that the batteries must not be disposed of in normal domestic waste and that they must be brought to collection points provided by local public waste authorities.

**Packaging materials** must be disposed of according to local regulations.

### Guarantee


SWITEL equipment is produced and tested according to the latest production methods. The implementation of carefully chosen materials and highly developed technologies ensure trouble-free functioning and a long service life. The terms of guarantee do not apply when a device malfunction was caused by the mobile telecommunications network operator/provider. The terms of guarantee do not apply to the batteries or power packs used in the products. The period of guarantee is 24 months from the date of purchase.

All deficiencies related to material or manufacturing errors within the period of guarantee will be redressed free of charge. Rights to claims under the terms of guarantee are annulled following tampering by the purchaser or third parties. Damage caused as the result of improper handling or operation, normal wear and tear, incorrect positioning or storage, improper connection or installation or Acts of God and other external influences are excluded from the terms of guarantee. In the case of complaints, we reserve the right to

repair defective parts, replace them or replace the entire device. Replaced parts or devices become our property. Rights to compensation in the case of damage are excluded where there is no evidence of intent or gross negligence by the manufacturer.

If your device shows signs of defect during the period of guarantee, please return it to the sales outlet in which you purchased the SWITEL device together with the purchase receipt. All claims under the terms of guarantee in accordance with this agreement can only be asserted at the sales outlet. No claims under the terms of guarantee can be asserted after a period of two years from the date of purchase and hand-over of the product.

### Declaration of Conformity

 This device fulfils the requirements stipulated in the EU directive 1999/5/EC concerning radio equipment and telecommunications terminal equipment and the mutual recognition of their conformity. Conformity with the above mentioned directive is confirmed by the CE mark on the device. To view the complete Declaration of Conformity, please refer to the free download available on our web site at [www.switel.com](http://www.switel.com).